CSI

DIVISIONE:
DIVISION: **MECHANICAL**

LABORATORIO:
LABORATORY: **TESTING**

RAPPORTO DI PROVA *(Test Report)*	Pag. di/*of* pag.	**1** / **5**
N° **ME04/1218/01A**	Data: *Date:*	**06/03/02**

IDENTIFICAZIONE E DESCRIZIONE DEL CAMPIONE:
SPECIMEN DESCRIPTION:

BENCH SEAT FASP MOD. 505

DATI IDENTIFICATIVI DEL CLIENTE:
CLIENT:

F.A.S.P. TAPPEZZERIA s.r.l.
Via Golgi n. 27
25064 Gussago (Brescia)

NORMA DI RIFERIMENTO:
REFERENCE STANDARD:

European Directive 96/37/EEC

DISTRIBUZIONE ESTERNA: *OUTSIDE DISTRIBUTION:*	DISTRIBUZIONE INTERNA: *INSIDE DISTRIBUTION:*
Client (Original)	**Head of Division (Copy)**

ENTE DI ACCREDITAMENTO:
ACCREDITATION BODY:

INDEX

1. GENERAL DATA

- Sample arrival date: 26/10/01 (D.d.T. n° 971 of 24/10/2001)

- Date of the test: 14/12/01

- Identification of test methods:

European Directive 96/37/EEC

Anchorages testing

DECLARATION

- Test results of this test report refer only to the sample tested

- This test report cannot be partially copied without the Managing Director's consent

2. TESTED SAMPLE

There were supplied N°2 bench seats "FASP 505".

3. TEST SAMPLES SET-UP

The samples have been fixed on a steel frame (as prescribed in 96/37ece at point 1.2 of annex 3). The frame with the mounted seats, then, have been fixed on the sled (the employment of the steel frame instead of the actual car chassis had been considered as a more conservative approach since the car chassis frequently absorbs some of the dynamic energy by deformation).

The seat back of the bench seats was locked in a position corresponding to a rearward inclination of 25° from the vertical of the torso reference line of the manikin indicated in the Appendix 1 of the referenced directive.

N° 1 bench seat was placed with the longitudinal adjustment fixed one notch rearward of the most forward normal driving position.

N° 2 bench seat was placed with the longitudinal adjustment fixed one notch forward of the most rearward normal driving position.

(as prescribed on 96/37ece at point 1.1; 1.3; 3.3; 3.4)

4. TEST EXECUTION

There was performed 2 dynamic tests on the sled with the samples set-up as described above. The first test was performed in the **FORWARD** direction and subsequently, another in the **REARWARD** direction.

The tests were performed in such way to apply a longitudinal horizontal deceleration of 20 g for a minimum time interval of 30 ms in accordance with the requirements of the European Directive 96/37/EEC.

5 RESULTS

TEST 1

1.	Deceleration direction	**FORWARD**
2.	Velocity at the beginning of the deceleration:	**13.7** m/s
3.	Time interval above 20 g deceleration:	**37.8** ms
4.	Peak deceleration:	**24.94** g a **53** ms

TEST 2

1.	Deceleration direction	**REARWARD**
2.	Velocity at the beginning of the deceleration:	**13.6** m/s
3.	Time interval above 20 g deceleration:	**37.7** ms
4.	Peak deceleration:	**24.72** g a **49** ms

6. REMARKS

No failure were observed in the seat frames or in the seat anchorage, the adjustment and displacement systems or their locking devices during and after the tests.

No failure were observed of the head rest during and after the tests.

No release of the locking systems have occurred during the tests.

After the two tests it's not possible to move the bench seats in the longitudinal direction.

DATA *Date*	IL RESP. DIV. MECCANICO *Head of Division*	IL RESP. DEL CENTRO *Managing Director*
06/03/02	Ing. Paolo Fumagalli	Ing. P. CAU

ANNEX 1 TO TEST REPORT ME04/1218/01A

DECELERATION PROFILES

ME04/1218/01A ANNEX 1 06/03/02

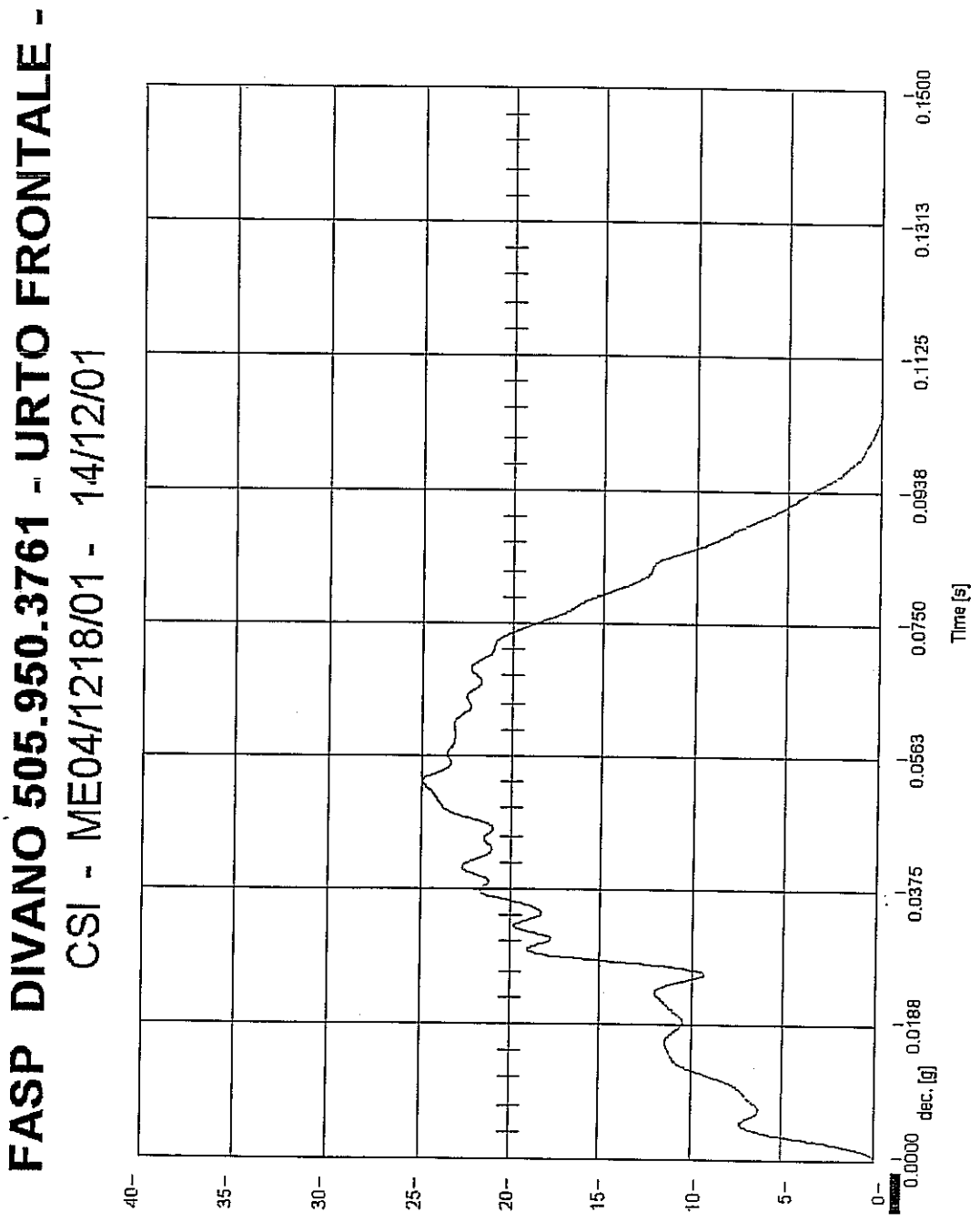

Velocità impatto = 13.70 m/s (impact speed)
Decelerazione massima = 24.94 g at 53 ms (maximal deceleration)
Tempo sopra i 20 g = 37.8 ms (length over 20g)

Sled deceleration profile (forward test)

ME04/1218/01A ANNEX 1 06/03/02

FASP DIVANO 505.950.3761 - URTO POSTERIORE -

CSI - ME04/1218/01 - 14/12/01

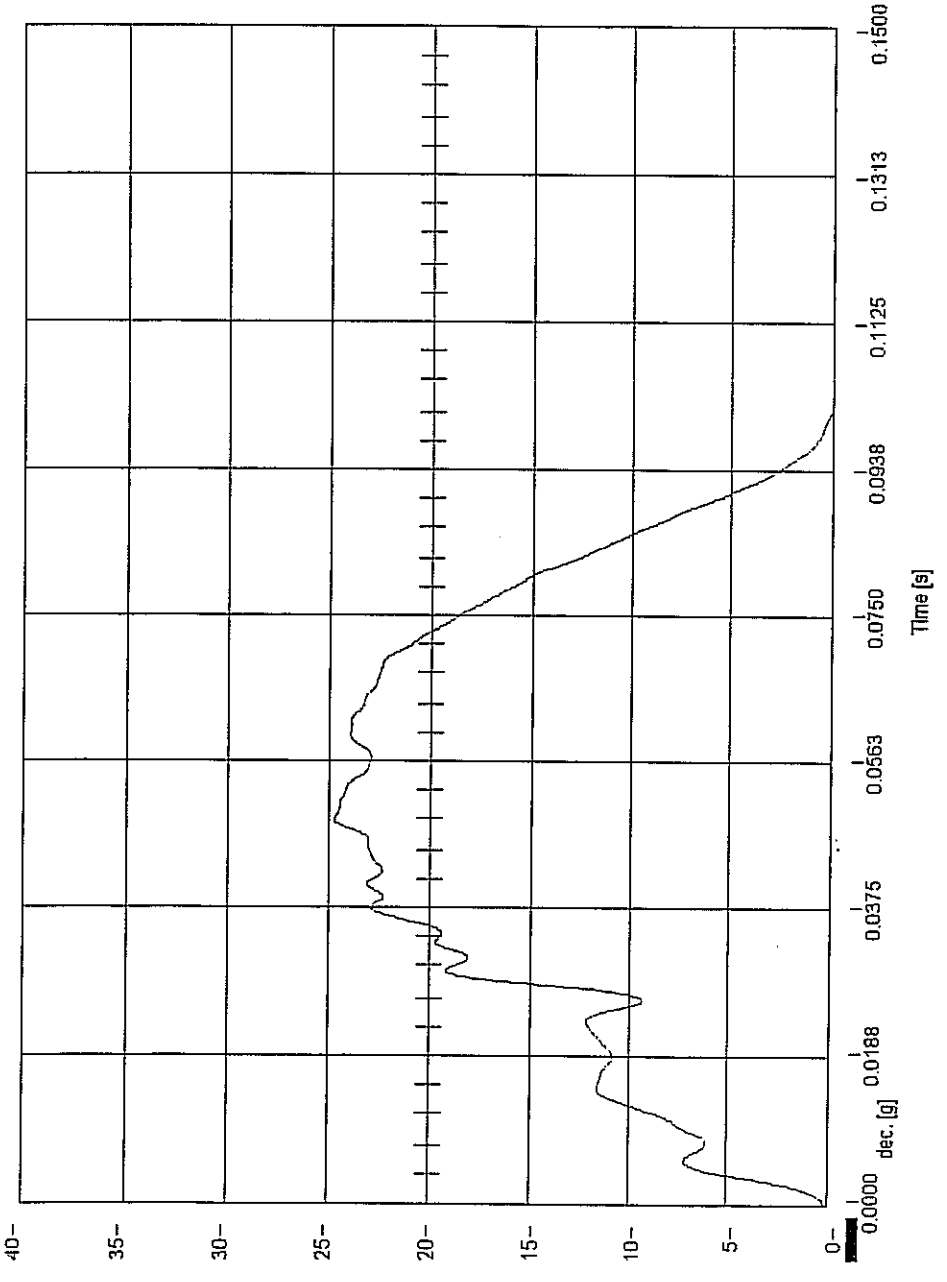

Velocità impatto = 13.62 m/s (impact speed)

Decelerazione massima = 24.72 g at 49 ms (maximal deceleration)

Tempo sopra l 20 g = 37.7 ms (length over 20g)

Sled deceleration profile (rearward test)

ANNEX 2 TO TEST REPORT ME04/1218/01A

PHOTOGRAPHICS DOCUMENTATION



Picture 1. Fasp 505 before forward test



Picture 2. Fasp 505 after forward test



Picture 3. Fasp 505 before forward test



Picture 4. Fasp 505 after forward test



Picture 5. Fasp 505 before forward test



Picture 6. Fasp 505 after forward test



Picture 7. Fasp 505 before forward test



Picture 8. Fasp 505 after forward test



Picture 9. Fasp 505 before forward test



Picture 10. Fasp 505 after forward test



Picture 11. Fasp 505 before rearward test



Picture 12. Fasp 505 after rearward test



Picture 13. Fasp 505 before rearward test



Picture 14. Fasp 505 after rearward test



Picture 15. Fasp 505 before rearward test



Picture 16. Fasp 505 after rearward test



Picture 17. Fasp 505 before rearward test



Picture 18. Fasp 505 after rearward test



Picture 19. Fasp 505 before rearward test



Picture 20. Fasp 505 after rearward test

ALLEGATO 3 AL RAPPORTO DI PROVA ME04/1218/01A

TECHNICAL DOCUMENTATION

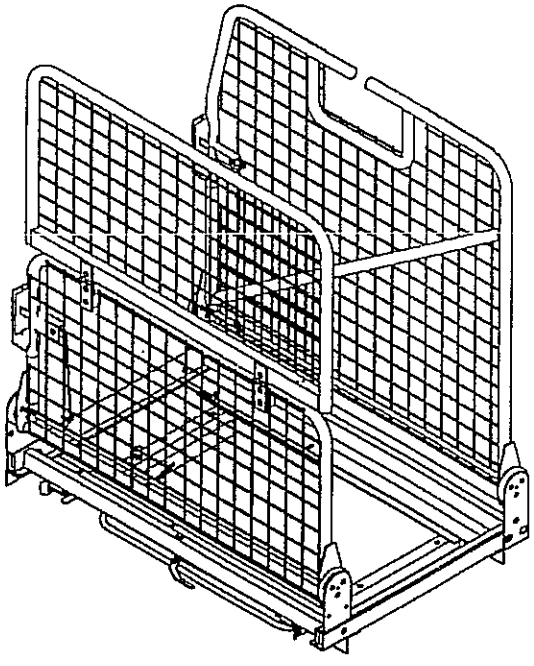

TOLLERANZE GENERALI
UNI5307 GP PRECISO

DESCRIZIONE: ASSEMBLAGGIO TELAIO MOD. 505

DIS.3761/50

CLIENTE

FASP TAPPEZZERIA s.r.l.
INTERNI AUTOBUS - CAMPER - NAUTICA
Via Golgi 27 - 25064 GUSSAGO (BS)

DATA	DISEGN.			
03/12/2001		Nicola		

QTA'	MATERIALE	FILATT.

DIS. N. 505.950.3761

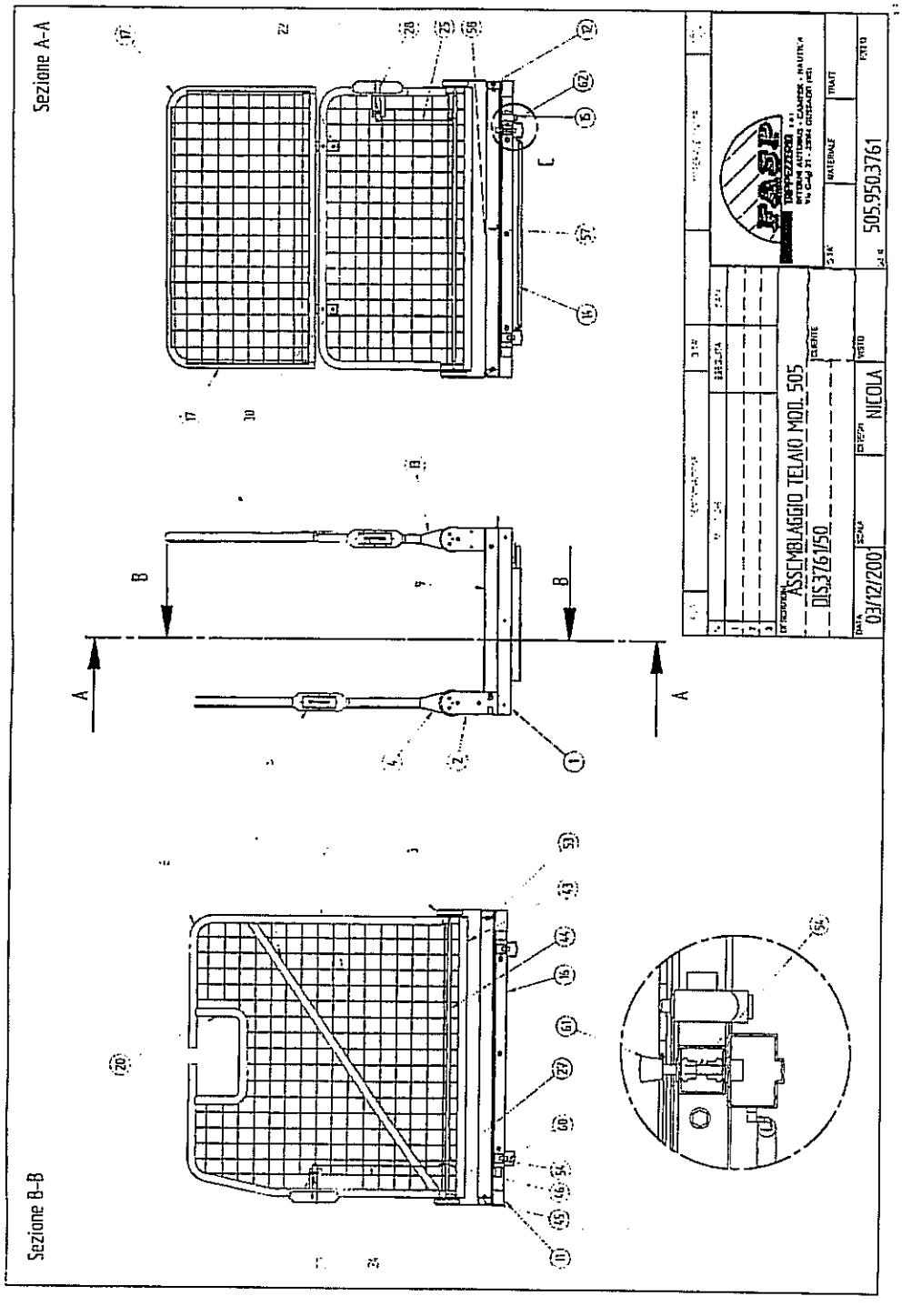
Sezione A-A
Sezione B-B
A
B
ASSEMBLAGGIO TELAIO MOD. 505
DIS376150
03/12/2001
NICOLA
505.9503761
FASI

ME04/1218/01A ANNEX 3 06/03/02

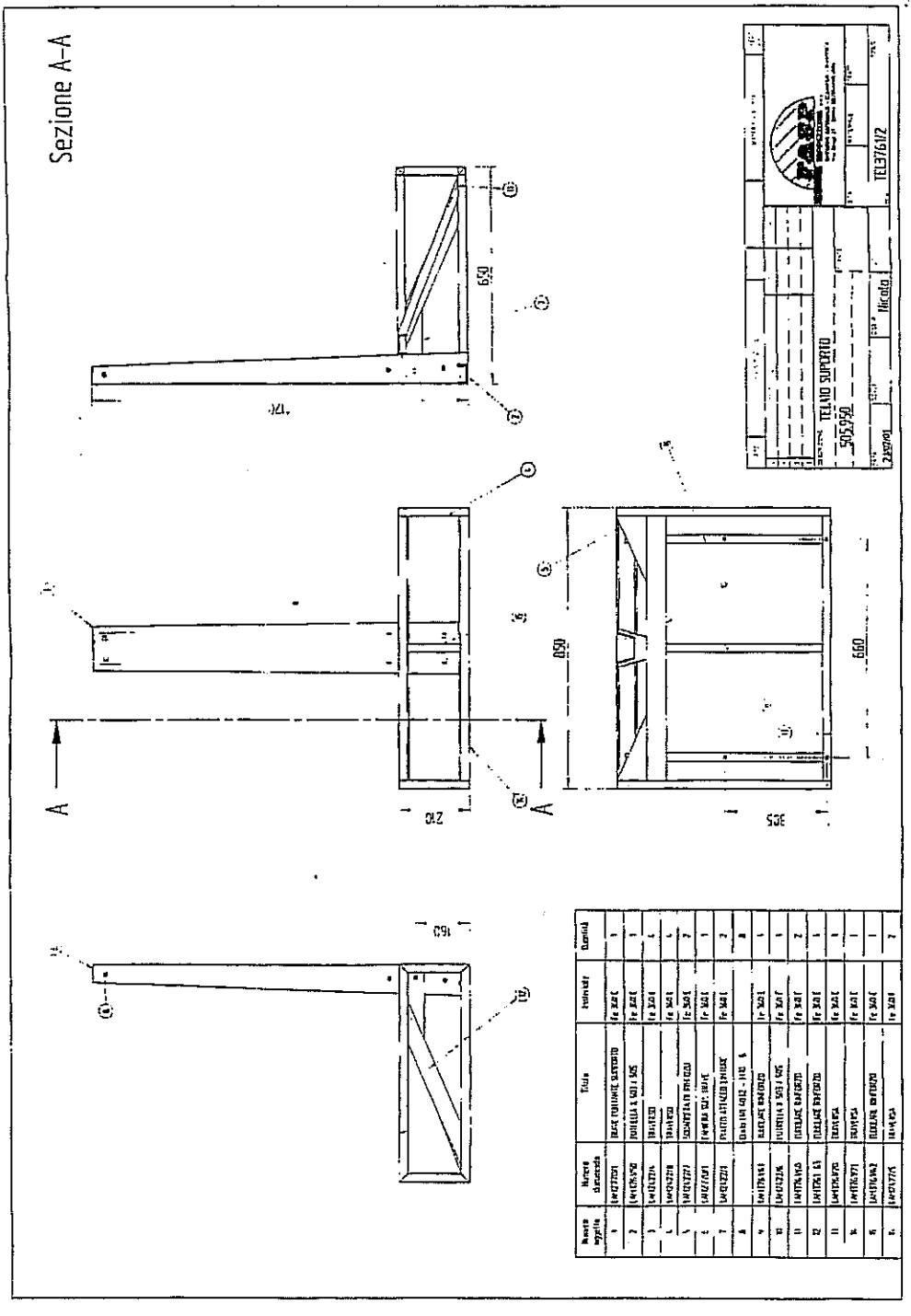

ME04/1218/01A

ANNEX 3

06/03/02

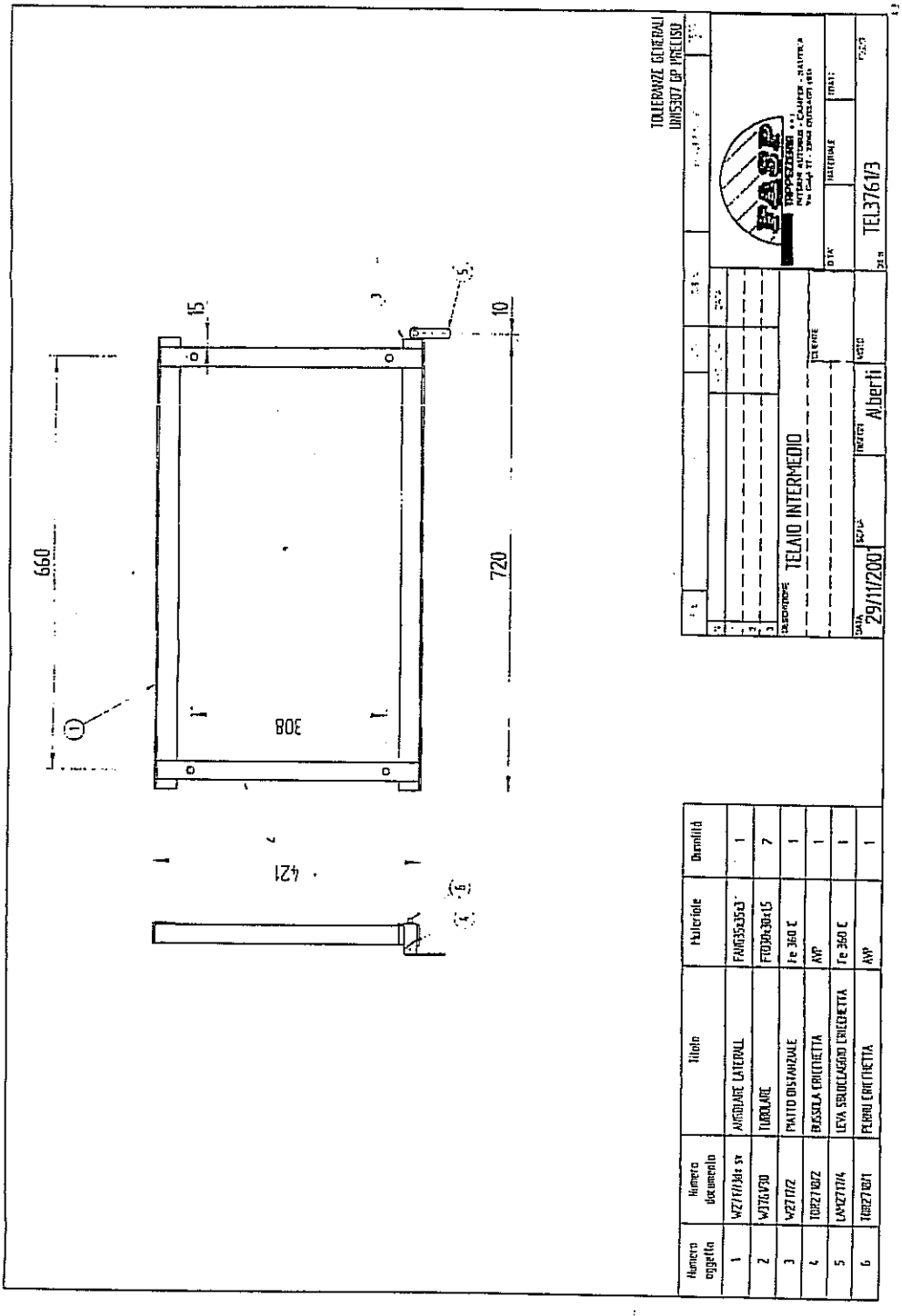

F.A.S.P.
TAPPEZZERIA srl
INTERNI AUTOBUS - CAMPER - NAUTICA
VIA GOLGI, 27 - 25064 GUSSAGO (BRESCIA) ITALY
TEL. 030 321775 - 030 321895 - FAX 030 2722281
www.fasp.it - e-mail: info@fasp.it
ISCR. TRIB. DI BRESCIA N. 14329
C.C.I.A.A. N. 221530 DI BRESCIA
MECCANOGRAFICO BS 007622
C.F.-PIVA N. 00946160171

Numero oggetto	Numero documento	Titolo	Materiale	Quantità
1	W3572/1	ANGOLARE ANTERIORE 505	Fe 360 C	1
2	LAH3572/6	LAMIERA PER MOVIMENTAZIONE	Fe 360 L	2
3	HRV870110 L11	ROTAIE MOVIMENTAZIONE		2
4	LAH2712/5	STAFFA MOVIMENTAZIONE	Fe 360 C	2
5	LAH2788	LAMIERA CARTER DASCOSCORRIMAT	Fe 360 C	1
6	W3572/5	TUBOLARE SCHIENALE	FT125x15	1
7	W2712/2bis	ANGOLARE COLLEGAMENTO ASTA	FA40x20x3	1
8	PLA970007	ROSETTA PLASTICA	POLIETILENE	2
9	W3572/2	ANGOLARE FISSAGGIO CARTER	Fe 360 C	2
10		Vite M6-16 - 10.9 - UNI 5933		4
11	W3760/1	[illegible]	Fe 360 C	1
12	SCOR3275/10	SCORREVOLE COPERTO		7
13	TEL3573	TELAIO BASE		1
14	SCOR990093 990094 2465/1	GRUPPO SCORR. PER DIVANO INE.660		1
15	TEL3761/3	TELAIO INTERMEDIO		1
16	SCOR2610	SCORREVOLE STANDARD		2
17	TEL3574	TELAIO INTERUNITA BASE		1
19	HOL3572/4	LAMELLA SCHIENALE		1
20	W3761/1	TUBOLARE SPACCO CINTURA	Fe 360 C	1
21	W3761/5	TUBOLARE RINFORZO SCHIENALE	TAN40x40x3	1
22	UNI9201-0006	INSERTO FILETTO M6	ALLUMINIO	4
24	HOL3571/50	ASTA COLLEGAMENTO PER SBLOCCAGGIO	C 72	1
25	HOL2715	ASTA COLLEGAMENTO PER SBLOCCAGGIO	C 72	1
26	LAH3572/50	LAMIERA BLOCCAGGIO CRICCHETTA	Fe 360 C	2
27	PLA970720	GRUPPO COD 3034 DIS 15 DIS 3472		6
28	LAH2713	PIASTRINA SBLOCCAGGIO	Fe 360 C	2
29		Prevailing torque type hexagon nut ISO 7041 - M 6 - 9		7
30		Vite M6-16 - 8.8 UNI 5933		4
43	W2806/5	TUBOLARE DI COLLEGAMENTO MECCANISMI	FT125x15	1
44	W2806/4	ASTA SBLOCCAGGIO	FT112x15	1

TABELLA ASSEMBLAGGIO DIVANO MOD.505
DIS.3761/50

Numero oggetto	Numero documento	Titolo	Materiale	Quantità
45	LAH2806/10	QUADRO SBLOCC. MECCANISMI	FT06x6	2
46	LAH2714	PIASTRA SBLOCCAGGIO DIVANO	Fe 360 C	1
53	UNI5931-100-6x8	VITE TE M6x8		16
54	7195	INSERTO FILETTATO M8	LEGA ALLUM.	5
55		Vite CBLZ M6-16 - 8.8, Cat. A, tipo 2 - NF E 25-121		7
56		Vite DIN 912 - M6x45 - 8.8		1
57		Rosetta DIN433 6		2
58		Vite testa esag. ISO 4017 - M6x55 - 8.8, Product Grade A		1
59		Dado, FR, M6 - 8, Cat. A, tipo 2 - NF E 25-409		1
60		Vite UNI 5931-M8x16-8.8		4
61	PLA970052	PUNTALE EXPORT 11-10-132-01	PVC	1
62	HOL3896/10	FILO TIRAGGIO CRICCHETTA	ACCIAIO PER MOLLE	2

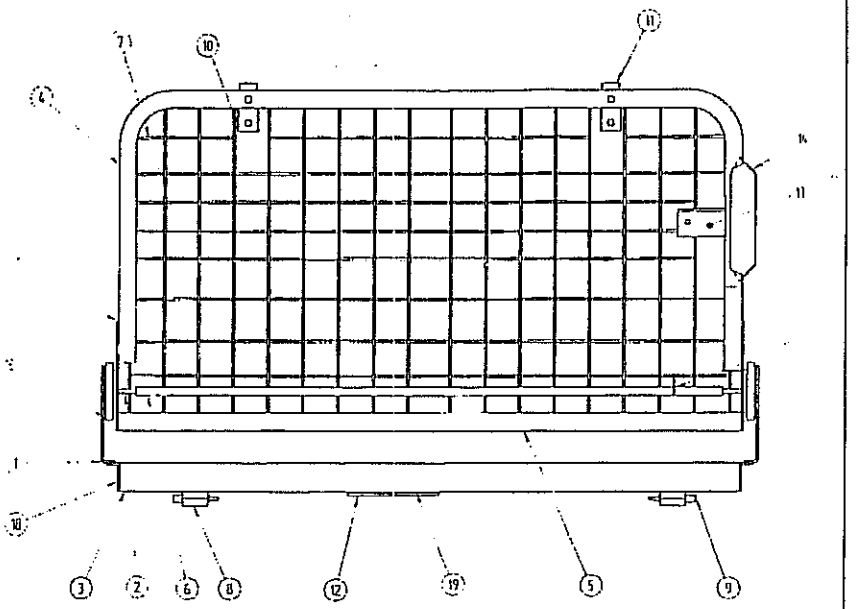

Numero oggetto	Numero documento	Titolo	Materiale	Quantità
1	LAM3573/6	LAMIERA BASE	Fe 360 C	2
2	LAM2806/10	QUADRO SBLOCC. MECCANISMI	TUBO 6x6	2
3	W3753/2	TUBOLARE COLLEGAMENTO 40 x 20 x 15	TUBO 40x20x15	1
4	W3573/5	TUBOLARE BASE PIEGATO	FTT25x15	1
5	W2806/5	TUBOLARE DI COLLEGAMENTO MECCANISMI	FTT25x15	1
6	W2806/4	ASTA SBLOCCAGGIO	TUBO 12x15	1
7	MOL3753/3	GRIGLIA BASE	TONDO 03	1
8	TOR483/1	BUSSOLA CRICCHETTA	Fe 360 B	2
9	TOR483/2	PERNO CRICCHETTA	Fe 360 B	2
10	LAM3573/30	LAMIERA FISSAGGIO CERNIERE	Fe 360 C	2
11	W3573/7	PIATTO SPESSORE PROLUNGA BASE	FPP25sp10	2
12	LAM1056/13	LAMIERA 56/13	Fe 360 C	1
13	W2712/2sx	ANGOLARE SFIOCCAGGIO	Fe 360 C	1
14	LAM2588	LAMIERA CARTER BASE/SCHERMALL	Fe 360 C	1
15	LAM2712/5	STAFFA MOVIMENTAZIONE	Fe 360 C	2
16	MOV870110_111	RONTE MOVIMENTAZIONE		2
17	LAM2714	PIASTRA SBLOCCAGIO DIVANO	Fe 360 C	1
18	W3753/4sx sx	ANGOLARE 20 x 40 x sp3	FAL40x20x3	1
19	PLA970009	ROTELLA PLASTICA	POLIETILENE HD	1

MODIFICHE			
DESCRIZIONE	TELAIO BASE		
DATA	29/11/2001	SCALA	DISEGN. NICOLA

FASP
TAPPEZZERIA s.a.s.
INTERNI AUTOBUS - CAMPER - NAUTICA
Via Galgi 27 - 23041 GROSSAGLIO (BS)

DATA	MATERIALE	TRATT.

TEL3573

ME04/1218/01A

ANNEX 3

06/03/02